

Urja Global Limited

Date: 20th July, 2012

Department of Corporate Services
Bombay Stock Exchange Ltd.
Phiroze Jeejeebhoy Towers,
Dalal Street,
Mumbai 400 001

Sub: Shareholding Pattern for the quarter ended 30th June, 2012

Dear Sir,

We have enclosed herewith a copy of Shareholding Pattern for the quarter ended 30th June, 2012 as per clause 49 of the listing agreement.

Hope you find the above in order.

This is for your information and record please.

Thanking you

Yours' Sincerely

For Urja Global Limited

A handwritten signature in black ink is written over a circular stamp. The stamp contains the text 'Urja Global Limited' around the top edge and 'Delhi' in the center, with a small star at the bottom. The signature appears to be 'Rajiv'.


Authorised Signatory

Introductory sub-table (I)(a)


Name of the Company: URJA GLOBAL LIMITED			
Scrip Code: 526987	Name of the scrip: URJAGLOBA		class of security:
Quarter ended: June 30, 2012			
Partly paid-up share:-			
	No. of partly paid-up shares	As a % of total no. of partly paid-up shares	As a % of total no. of shares of the company
Held by promoter/promoter group	-	-	-
Held by public	-	-	-
Total	-	-	-
Outstanding convertible securities:-			
	No. of outstanding securities	As a % of total no. of outstanding convertible securities	As a % of total no. of shares of the company, assuming full conversion of the convertible securities
Held by promoter/promoter group	-	-	-
Held by public	-	-	-
Total	-	-	-
Warrants:-			
	No. of warrants	As a % of total no. of warrants	As a % of total no. of shares of the company, assuming full conversion of warrants
Held by promoter/promoter group	20000000	43.85964912	22.92116495
Held by public	25600000	56.14035088	29.33909113
Total	45600000	100	52.26025608
Total paid-up capital of the company, assuming full conversion of warrants and convertible securities		87,255,600	



a	Individuals (Non-Residents Individuals/ Foreign Individuals)	4	2344	2344	0.006	0.006	-	-
b	Bodies Corporate	-	-	-	-	-	-	-
c	Institutions	-	-	-	-	-	-	-
d	Qualified Foreign Investor	-	-	-	-	-	-	-
e	Any Others(Specify)	-	-	-	-	-	-	-
e-i								
e-ii								
	Sub Total(A)(2)	4	2344	2344	0.01	0.01	0.01	-
	Total Shareholding of Promoter	5	15002556	15002556	36.02	36.02	-	-
(B)	Public shareholding							
1	Institutions							
(a)	Mutual Funds/ UTI	-	-	-	-	-	-	-
(b)	Financial Institutions / Banks	-	-	-	-	-	-	-
(c)	Central Government/ State Government(s)	-	-	-	-	-	-	-
(d)	Venture Capital Funds	-	-	-	-	-	-	-
(e)	Insurance Companies	-	-	-	-	-	-	-
(f)	Foreign Institutional Investors	-	-	-	-	-	-	-
(g)	Foreign Venture Capital Investors	-	-	-	-	-	-	-
(h)	Qualified Foreign Investor	-	-	-	-	-	-	-
(i)	Any Other (specify)	-	-	-	-	-	-	-
(i-ii)								
(i-ii)								
	Sub-Total (B)(1)							
B 2	Non-institutions							
(a)	Bodies Corporate	163	8764563	7381963	21.04	21.04	21.04	-




(b)	Individuals																			
I	Individuals -i. Individual shareholders holding nominal share capital up to Rs 1 lakh	1265	1367344	1291811	3.28	3.28	-	-	-	-	-	-	-	-	-	-	-	-	-	-
II	ii. Individual shareholders holding nominal share capital in excess of Rs. 1 lakh.	116	16521137	16521137	39.66	39.66	-	-	-	-	-	-	-	-	-	-	-	-	-	-
(c)	Qualified Foreign Investor	-	-	-	-	-	-	-	-	-	-	-	-	-	-	-	-	-	-	-
(d)	Any Other (specify)	-	-	-	-	-	-	-	-	-	-	-	-	-	-	-	-	-	-	-
(d-i)																				
(d-ii)																				
	Sub-Total (B)(2)	1544	26653044	25194911	63.98	63.98	-	-	-	-	-	-	-	-	-	-	-	-	-	-
(B)	Total Public Shareholding (B)= (B)(1)+(B)(2)	1544	26653044	25194911	63.98	63.98	-	-	-	-	-	-	-	-	-	-	-	-	-	-
	TOTAL (A)+(B)	1549	41655600	40197467	100.00	100.00	-	-	-	-	-	-	-	-	-	-	-	-	-	-
(C)	Shares held by Custodians and against which Depository Receipts have been issued																			
1	Promoter and Promoter Group	-	-	-	-	-	-	-	-	-	-	-	-	-	-	-	-	-	-	-
2	Public	-	-	-	-	-	-	-	-	-	-	-	-	-	-	-	-	-	-	-
	Sub-Total (C)																			
	GRAND TOTAL (A)+(B)+(C)	1549	41655600	40197467	100	100.00	-	-	-	-	-	-	-	-	-	-	-	-	-	-



(I)(b) Statement showing holding of securities (including shares, warrants, convertible securities) of persons belonging to the category "Promoter and Promoter Group"

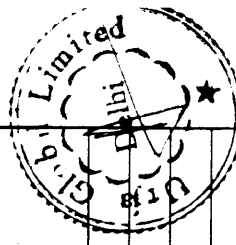
Sr. No.	Name of the shareholder	Details of Shares held		Encumbered shares (*)		Details of warrants		Details of convertible securities		Total shares (including underlying shares)
		Number of shares held	As a % of grand total (A) + (B) + (C)	No.	As a per cent tag (A) + (B) + (C) of sub-	Number of warrants held	As a % total number of warrants of the same class	Number of convertible securities held	As a % total number of convertible securities of the same class	
(i)	(ii)	(iii)	(iv)	(v)	(vi)	(vii)	(viii)	(ix)	(x)	(xi)
1	Nandanvan Commercial Private Limited.	15,000,212	36.01	-	-	20000000.00	43.86	-	-	-
TOTAL		15000212	36.01	-	-	20000000.00	43.86	-	-	(XII)

(*) The term "encumbrance" has the same meaning as assigned to it in regulation 28(3) of the SAST Regulations, 2011

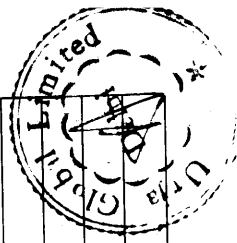


(D)(c)(i) Statement showing holding of securities (including shares, warrants, convertible securities) of persons belonging to the category "Public" and holding more than 1% of the total number of shares

Sr. No.	Name of the shareholder	Number of shares held	Shares as a percentage of total number of shares i.e., Grand Total (A)+(B)+(C) indicated in Statement at para (D)(a) above}	Details of warrants		Details of convertible securities		Total shares (including underlying shares assuming full conversion of warrants and convertible securities) as a % of diluted share capital
				Number of warrants held	As a % total number of warrants of the same class	Number of convertible securities held	% w.r.t total number of convertible securities of the same class	
1	Arch Finance Ltd.	736809	1.77	-	-	-	-	-
2	Consolidated Securities Ltd.	500000	1.20	-	-	-	-	-
3	Deluxe Alloy Pvt Ltd.	600000	1.40	-	-	-	-	-
4	Globe Fincap Ltd.	426050	1.02	-	-	-	-	-
5	MDS Infrastructure Pvt. Ltd.	667627	1.60	-	-	-	-	-
6	NR Songe Pvt. Ltd.	600000	1.44	-	-	-	-	-
7	Shri Parasram Holdings Pvt.	824421	1.98	-	-	-	-	-
8	Amarpali Aadya Trading & I	1141050	2.74	-	-	-	-	-
9	Ashish Begwani	1150000	2.76	-	-	-	-	-
10	Rajender Sharma	500000	1.20	-	-	-	-	-




11	Sangeeta Sharma	500000	1.20	-	-	-	-	-
12	Ashish Begwani (HUF)	1150000	2.76	-	-	-	-	-
13	Rajender Sharma (HUF)	500000	1.20	-	-	-	-	-
14	Delta Merchandise Pvt. Ltd.	-	-	4,000,000	8.77	-	-	-
15	Gati Comtrade Pvt. Ltd.	-	-	4,000,000	8.77	-	-	-
16	Windows Investment Pvt. Ltd.	-	-	1900000	4.16	-	-	-
17	Banshi Commosale Pvt. Ltd.	-	-	4,000,000	8.77	-	-	-
18	Santosh Kumar Shah	-	-	1000000	2.19	-	-	-
19	Pasupati Estate Pvt. Ltd.	-	-	4,000,000	8.77	-	-	-
20	Everest Enclave Pvt. Ltd.	-	-	4,000,000	8.77	-	-	-
21	Vinod Dugar	-	-	1000000	2.19	-	-	-
22	Sheetal Dugar	-	-	1000000	2.19	-	-	-
TOTAL		9295957	22.27	24,900,000	54.58	-	-	-




D)(c)(ii) Statement showing holding of securities (including shares, warrants, convertible securities) of persons (together with PAC) belonging to the category "Public" and holding more than 5% of the total number of shares of the company

Sr. No.	Name(s) of the shareholder(s) and the Persons Acting in Concert (PAC) with them	Number of shares	Shares as a percentage of total number of shares (i.e., Grand Total (A)+(B)+(C) indicated in Statement at para (I)(a) above)	Details of warrants		Details of convertible securities		Total shares (including underlying shares assuming full conversion of warrants and convertible securities) as a % of diluted share capital
				Number of warrants	As a % total number of warrants of the same class	Number of convertible securities held	% w.r.t total number of convertible securities of the same class	
---	---	---	---	---	---	---	---	---



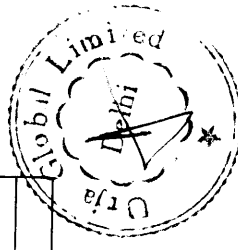
(D)(d) Statement showing details of locked-in shares

Sr. No.	Name of the shareholder	Number of locked-in shares	Locked-in shares as a percentage of total number of shares {i.e., Grand Total (A)+(B)+(C) indicated in Statement at para (D)(a) above}
1	Nandanvan Commercial Private Limited.	15000212	36.01
TOTAL		15000212	36.01



(II)(a) Statement showing details of Depository Receipts (DRs)

Sr. No.	Type of outstanding DR (ADRs, GDRs, SDRs, etc.)	Number of outstanding DRs	Number of shares underlying outstanding DRs	Shares underlying outstanding DRs as a percentage of total number of shares {i.e., Grand Total (A)+(B)+(C) indicated in Statement at para (I)(a) above}
NIL	NIL	NIL	NIL	NIL



(II)(b) Statement showing holding of Depository Receipts (DRs), where underlying shares held by "promoter/promoter group" are in excess of 1% of the total number of shares

Sr. No.	Name of the DR Holder	Type of outstanding DR (ADRs, GDRs, SDRs, etc.)	Number of shares underlying outstanding DRs	Shares underlying outstanding DRs as a percentage of total number of shares [i.e., Grand Total (A)+(B)+(C) indicated in Statement at para (I)(a) above]
---	---	---	---	---

