

Introductory sub-table (I)(a)

Name of the Company: URJA GLOBAL LIMITED

Scrip Code: 526987 Name of the scrip: URJAGLOBA class of security:


Quarter ended: March 31, 2012

Partly paid-up shares:-	No. of partly paid-up shares	As a % of total no. of partly paid-up shares	As a % of total no. of shares of the company
Held by promoter/promoter group	0		
Held by public	0		
Total - D	0		

Outstanding convertible securities:-	No. of outstanding securities	As a % of total no. of outstanding convertible securities	As a % of total no. of shares of the company, assuming full conversion of the convertible securities
Held by promoter/promoter group	0		
Held by public	0		
Total - E	0		

Warrants:-	No. of warrants	As a % of total no. of warrants	As a % of total no. of shares of the company, assuming full conversion of warrants
Held by promoter/promoter group	20000000	43.85964912	
Held by public	25600000	56.14035088	
Total - F	45600000	100	


Total paid-up capital of the company, assuming full conversion of warrants and convertible securities	87,255,600
--	-------------------



(I)(b) Statement showing holding of securities (including shares, warrants, convertible securities) of persons belonging to the category "Promoter and Promoter Group"


Sr. No.	Name of the shareholder	Details of Shares held		Encumbered shares (*)			Details of warrants		Details of convertible securities		Total shares (including underlying shares assuming full conversion of warrants and convertible securities) as a % of diluted share capital
		Number of shares held	As a % of grand total (A) + (B) + (C)	No.	As a percentage	As a % of grand total (A)+(B)+(C) of sub-clause (I)(a)	Number of warrants held	As a % total number of warrants of the same class	Number of convertible securities held	As a % total number of convertible securities of the same class	
(i)	(ii)	(iii)	(iv)	(v)	(vi) = (v)/(iii)*100	(vii)	(viii)	(ix)	(x)	(xi)	(xii)
1	Nandanvan Commercial Private Limited	15,000,212	36.01		0.00	0.00	0	0	0	#DIV/0!	
TOTAL		15000212	36.01	0	0.00	0.00	0	0	0	#DIV/0!	0

(*) The term "encumbrance" has the same meaning as assigned to it in regulation 28(3) of the SAST Regulations, 2011




(1)(c)(i) Statement showing holding of securities (including shares, warrants, convertible securities) of persons belonging to the category "Public" and holding more than 1% of the total number of shares

Sr. No.	Name of the shareholder	Number of shares held	Shares as a percentage of total number of shares {i.e., Grand Total (A)+(B)+(C) indicated in Statement at para (I)(a) above}	Details of warrants		Details of convertible securities		Total shares (including underlying shares assuming full conversion of warrants and convertible securities) as a % of diluted share capital
				Number of warrants held	As a % total number of warrants of the same class	Number of convertible securities held	% w.r.t total number of convertible securities of the same class	
1	Rajender Sharma	500,000	1.20	0	0	0	0	
2	Sangeeta Sharma	500,000	1.20	0	0	0	0	
3	M.D.S Infrastructure Pvt Ltd	667,627	1.60	0	0	0	0	
4	Shri Parasram Holdings Pvt Ltd	516,915	1.24	0	0	0	0	
5	Arch Finance Ltd	736,809	1.77	0	0	0	0	
6	Rajender Sharma(HUF)	500,000	1.20	0	0	0	0	
7	N.R. Sponge Pvt. Ltd	600,000	1.44	0	0	0	0	
8	Deluxe Alloys Pvt. Ltd.	600,000	1.44	0	0	0	0	
9	Suresh Kumar & Sons (HUF)	450,000	1.08	0	0	0	0	
10	Ashish Begwani	1,150,000	2.76	0	0	0	0	
11	Ashish Begwani (HUF)	1,150,000	2.76	0	0	0	0	
12	Consolidated Securities Limited	500,000	1.20	0	0	0	0	
13	GLOBE FINCAP LIMITED	426,050	1.02	0	0	0	0	
TOTAL		8,297,401	19.92	0	0	0	0	0




(D)(d) Statement showing details of locked-in shares

Sr. No.	Name of the shareholder	Number of locked-in shares	Locked-in shares as a percentage of total number of shares {i.e., Grand Total (A)+(B)+(C) indicated in Statement at para (D)(a) above}
1	Nandanvan Commercial (P) Ltd.	15,000,212	36.01
2	Sheetal Dugar	250,000	0.60
3	Vinod Dugar	250,000	0.60
TOTAL		15500212	37.21



(11)(a) Statement showing details of Depository Receipts (DRs)

Sr. No.	Type of outstanding DR (ADRs, GDRs, SDRs, etc.)	Number of outstanding DRs	Number of shares underlying outstanding DRs	Shares underlying outstanding DRs as a percentage of total number of shares {i.e., Grand Total (A)+(B)+(C) indicated in Statement at para (I)(a) above}
---	---	---	---	---
---	---	---	---	---
TOTAL				



(II)(b) Statement showing holding of Depository Receipts (DRs), where underlying shares held by "promoter/promoter group" are in excess of 1% of the total number of shares

Sr. No.	Name of the DR Holder	Type of outstanding DR (ADRs, GDRs, SDRs, etc.)	Number of shares underlying outstanding DRs	Shares underlying outstanding DRs as a percentage of total number of shares {i.e., Grand Total (A)+(B)+(C) indicated in Statement at para (I)(a) above}
NIL	NIL	NIL	NIL	NIL
TOTAL				

